

Silhouette®




AUTHENTIC EYEWEAR. SINCE 1964.

Mod. 5491

MOSAIC NYLOR

Mod. 5491

Kastensystem/Boxing system/Système de castes

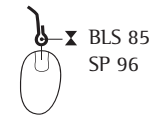
	mm	50 x 29 (13,12 cm²)	52 x 31 (14,19 cm²)	54 x 32 (15,30 cm²)
	mm	54	56	58
	mm	19	19	19
	mm	135	145	145



Ersatzteile / Spare parts / Pièces de rechange



GK 224



BLS 85
SP 96



SHE 224



FS 5491/50
5491/52
5491/54



NY 2 Unterfaden
lower thread
inférieur

demo lenses STG 85 incl. BLS 67
cleaning cloth PL 18-3
box FK 149/ cover FK149-1
certificates ZE 310, 311, 312

SILHOUETTE
MOSAIC NYLOR

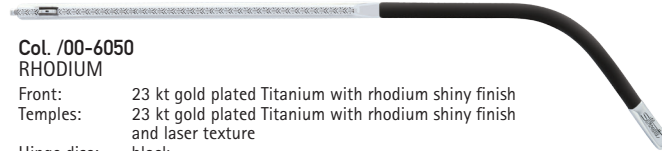
Property of Silhouette / © Silhouette

technische Änderungen und Druckfehler vorbehalten
specifications are subject to change without notice, no liability will be assumed for misprints
sous réserve de modifications techniques et d'erreurs d'impression

www.silhouette.com

K 5491 00 0000 0000

MOSAIC NYLOR
Mod. 5491



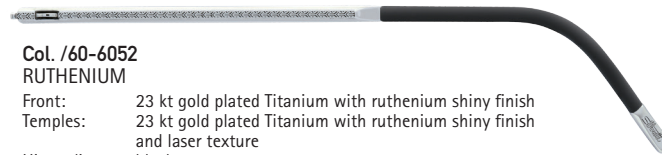
Col. /00-6050
RHODIUM

Front: 23 kt gold plated Titanium with rhodium shiny finish
Temples: 23 kt gold plated Titanium with rhodium shiny finish and laser texture
Hinge disc: black
Temple ends: black
Temple tips: silver shiny



Col. /20-6051
GOLD

Front: 23 kt gold plated Titanium with gold shiny finish
Temples: 23 kt gold plated Titanium with gold shiny finish and laser texture
Hinge disc: black
Temple ends: black
Temple tips: gold shiny



Col. /60-6052
RUTHENIUM

Front: 23 kt gold plated Titanium with ruthenium shiny finish
Temples: 23 kt gold plated Titanium with ruthenium shiny finish and laser texture
Hinge disc: black
Temple ends: black
Temple tips: titanium shiny

Optische Linse mit Nylon-Nut schleifen

Nuttiefe:	0,4 - 0,5 mm
Nutbreite:	0,7 mm
Basiskurve Fassung:	5B
Basiskurve Linse:	4-6 B
Minimale Glasranddicke:	1,8 - 2,0 mm

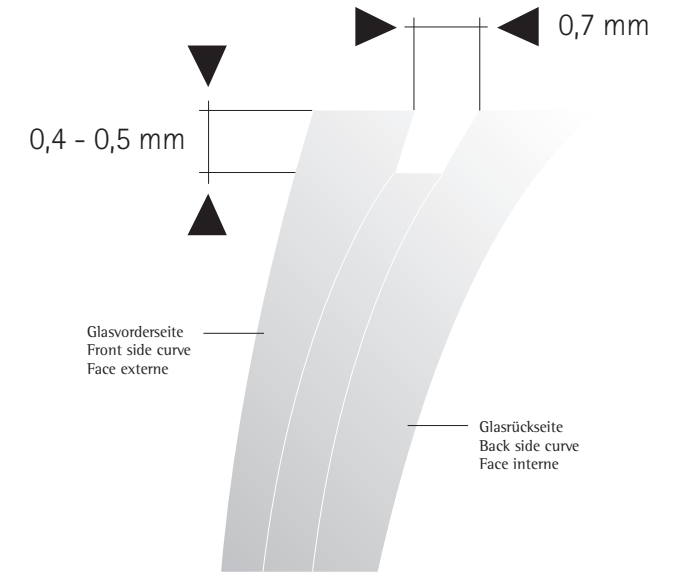
Milling of optical lenses with nylon-groove:

Groove-depth:	0,4 - 0,5 mm
Groove-width:	0,7 mm
Basis curve frame:	5B
Basis curve lens:	4-6 B
Minimum thickness of lens rim:	1,8 - 2,0 mm

Taillage des verres optiques avec rainure nylon

Profondeur de rainure:	0,4 - 0,5 mm
Largeur de rainure:	0,7 mm
Courbure de base de la monture:	5B
Courbure de base du verre:	4-6 B
Verre:	1,8 - 2,0 mm

IN-LINE GLAZING



Linse von hinten einsetzen!
Notitz: beim Einsetzen von vorne, Gefahr des Ausplatzens

Insert lens from behind!
Note: mounting from the front ould crack the lens

Insérez le verre par l'arrière!
Note: l'insertion par l'avant peut causer un bris du verre

ALLE METALLTEILE MIT 23 KT GOLD BESCHICHTET
ALL METAL PARTS 23 KT GOLD PLATED
TOUTES LES PARTIES EN MÉTAL PLAQUÉ-OR DE 23 CARAT